

Year 11

Parents' Information Evening

2022-2023

GCSE Exam ready



11th October 2023

Welcome and outline/aims of evening

Aims:

- Provide information about the curriculum, assessment and the year ahead
- Ensuring your child is GCSE ready.
- Ensuring you are aware of your options post 16.

1. Intro and Welcome
2. Safeguarding
3. Curriculum
4. GCSE ready... Wellbeing
5. Attendance and punctuality
6. Post – 16 & Careers
7. Key dates
8. School website



Key staff



Ms Marriott

Headteacher



Ms Futo

**Deputy Head
KS4**



Ms Philippou

**Assistant Head
linked to year 11**



Mr Morrow

**Year 11 Student
Progress Leader**



11W

Ms Ahmed



11G

Ms Balfour



11F

Ms Cato



11C Ms

**Keserauskaite
-Ratti**



11S

Mr McLeod



11H

Ms Nazir

What to expect from the school?

At WSFG, we:

- Foster a lifelong love of learning
- Look after ourselves and treat others with kindness and respect
- Embrace our diverse community and value our environment
- Empower everyone to make courageous choices
- Celebrate each unique gift.



Year 11 Curriculum

- **All departments have developed learning journeys** – an overview for each topic to help students and parents understand the main learning points in a topic
- **Key assessments** will be detailed on learning journeys to help students and parents know important pieces of work that will everyone understand the progress that has been made
- Students get will get **home learning** set by departments and this will support revision



Curriculum and assessment – How can I help my child?

- **Look at your child's learning journeys** with them (these are available on the school website) and talk through this alongside their work in their books and on Teams
- Make sure they use and **make reference to any guidance** they are given by their teachers when completing assessments
- **Use the feedback** in their books to help them make improvements or use this when completing later assessments.
- **Inform the teacher/school of any concerns** or queries early on so these can be dealt with quickly.



MOCK Exam Timetable

Year 11 Mock Exams Timetable

	Mon 6/11	Tues 7/11	Wed 8/11	Thurs 9/11	Fri 10/11
AM				Y11 PE Practical day 1 /Y11 Food Practical	
MID					
PM					
	Mon 13/11	Tues 14/11	Wed 15/11	Thurs 16/11	Fri 17/11
AM	Maths Paper 1 (H/F) 1 hr 30	Geography 1 hr 30	RE: Christianity & Islam 1 hr 45	English Language Paper 2 1 hr 45	French Writing
MID					
PM	History: Cold War & Medicine through time 1 hr 20	Biology combined and triple (H/F) 1 hr 15/ 1 hr 45	Film Studies Paper 1: US Film 1 hr 5	PE Written P1 1 hr 15	Chemistry combined and triple (H/F) 1 hr 15/ 1 hr 45
	Mon 20/11	Tues 21/11	Wed 22/11	Thurs 23/11	Fri 24/6
All day	Music performances			Art Practical Day 1 Food practical	Art Practical Day 2
AM	English Literature Comp 1 1 hr 30	Maths Paper 2 – CALCULATOR (H/F) 1 hr 30	Computer Science Unit 1B2 1 hr 30	Exam catch up	Exam catch up
MID					
PM	Economics Paper 1: How Markets Work 1 hr 45	Drama Comp 1 Evaluation 1 hr 30	Spanish Writing	Exam catch up	Exam catch up
	Mon 27/11	Tues 28/11	Wed 29/11	Thurs 30/11	Fri 31/11
AM	Spanish Reading and Listening	Maths Paper 3 (H/F)	French Reading and Listening	Film Studies Paper 2: Global Film 1 hr 30	Music Listening Paper 1 hr 30
MID					

- The Year 11 Mock Exams start on Monday 13th November and will run for three weeks.
- Every student will have an individual exam timetable.
- The exam timetable is designed to reflect the experience of the real GCSE exams.



Year 11 Study Guide

- All year 11s have access to a Year 11 Study Guide.
- This contains all the key information they will need for every subject for the Mock Exams.
- They can use this in school or at home to help them to revise.

For most subjects this includes:

- Exam board Specifications
- Past Papers
- Mark Schemes
- Revision activities
- Model Answers
- Revision tips
- Websites

[How do I revise Y11 support document - 2023.docx](#)




How can you help at home?

Revision
that Sticks!

Revision Planning



Motivation



Week beginning 23rd Feb 2015						
	MONDAY	TUESDAY	WEDNESDAY	THURSDAY	FRIDAY	SATURDAY
EARLY MORNING	Biology: cells & tissues	Geography: climate	Chemistry: elements	English Lit: Shakespeare		
LATE MORNING	Geography: rivers	English Lit: poetry	Chemistry: reactions	Cells & tissues		
EARLY AFTERNOON	Chemistry: acids & alkalis	English Lit: presentation	Geography: population	Revision		
LATE AFTERNOON	Cells & tissues	English Lit: persuasive writing	Chemistry: elements	Revision		
EVENING	Revision: elements	Revision: cells & tissues	Revision: reactions	Revision: cell structure		

Legend:
Biology (Blue) Geography (Green) Chemistry (Yellow) English Lit (Pink)

Revision Timetable



Positively You



Motivation

Pathways - Talk with your student about where they want to go next and what is motivating them to do well

Recognition - Praise, incentives/rewards for consistency, continuous effort and focus

Time bound Know that their '*normal*' life will return in a few short weeks



Revision Planning

5 weeks till the first mock exam!


- It's never too soon to start
- Use topic lists and plan out time remaining
- Build in revision time to daily routines
- Audit your knowledge
- Where are the gaps? Who do you need to speak to?



Revision timetable - Putting you in control

- ✓ Before you start your timetable, write a list of the things you need to revise for all your subjects
- ✓ Create a timetable that helps you to revise each of your subjects regularly - **not** just before the exam.
- ✓ Try to prioritise the things you have found the hardest first to give yourself longer to understand them.
- ✓ Make sure you still enjoy hobbies, free time and breaks.

Name: _____ Date: _____



REVISION CHECKLIST

Use this checklist when revising and editing your writing.

- ☐ I clearly explained my thoughts.
- ☐ I used descriptive details.
- ☐ My writing has a beginning, middle, and end.
- ☐ I used lowercase and uppercase letters correctly.
- ☐ I used correct end punctuation.
- ☐ I used correct spelling.
- ☐ I used my best handwriting.

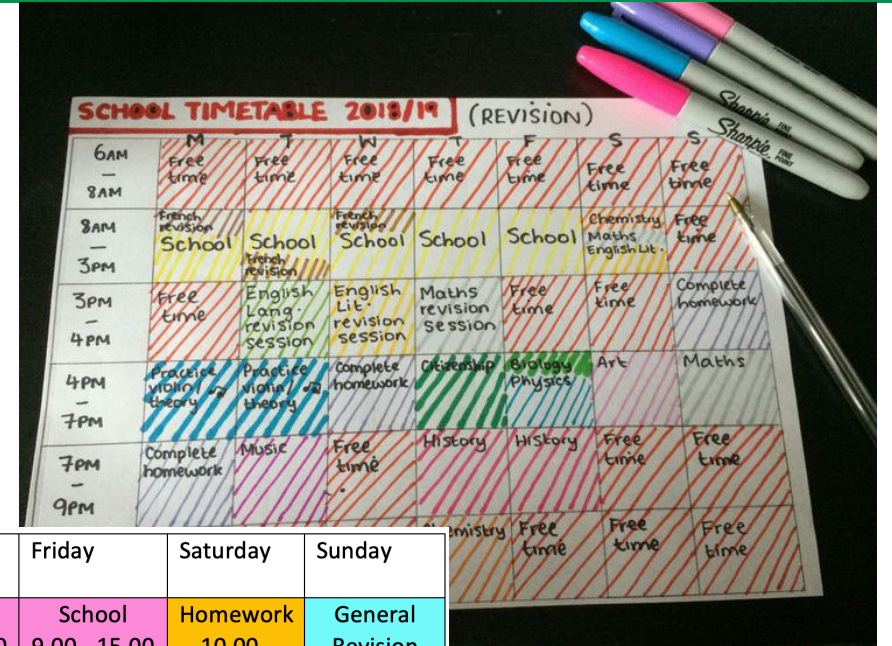
How many words did I write? _____

education.com copyright © 2013 Education.com LLC All Rights Reserved. More worksheets at www.education.com/worksheets

Revision timetable – Planning your time

Top Tips

- ✓ Map out your week
- ✓ Colour code your sessions
- ✓ Plan your breaks
- ✓ Plan in what you will be studying and when



Monday	Tuesday	Wednesday	Thursday	Friday	Saturday	Sunday
School 9.00 - 15.00	School 9.00 - 15.00	School 9.00 - 15.00	School 9.00 - 15.00	School 9.00 - 15.00	Homework 10.00 - 12.00	General Revision 10.00 - 11.30
Homework 16.00 - 16.40	Homework 16.00 - 16.40	Homework 16.00 - 16.40	Homework 16.00 - 16.40	Homework 16.00 - 16.40	General Revision 13.00 - 14.00	Homework 12.00 - 13.30
Chemistry 17.00 - 17.40	English 17.00 - 17.40	History 17.00 - 17.40	Maths 17.00 - 17.40	English 17.00 - 17.40	General Revision 17.00 - 18.00	General Revision 16.30 - 17.30
Dinner	Dinner	Dinner	Dinner	Dinner	Dinner	Dinner
Maths 18.40 - 19.20	French 18.40 - 19.20	Biology 18.40 - 19.20	Physics 18.40 - 19.20	Geography 18.40 - 19.20		



Revision Techniques

How do I revise?

- A common concern many students have is not knowing how to revise.
- Not all topics can or should be revised in the same way.
- Using a variety of proven techniques can be very beneficial.
- By using the Year 11 Study Guide student can choose the most effective types of revision.

Revision Techniques


ALL REVISION MUST HAVE A CLEAR PURPOSE: EXPLAINING THESE TECHNIQUES AND WHY THEY WORK MAKE THEM MORE EFFECTIVE.





- 1. RETRIEVAL:** Brain dump: write down everything you know about a topic

- 2. SPOT GAPS:** share your brain dump in groups (with teacher support and oracy protocols) to spot the gaps in knowledge and devise questions to help future learning

- 3. READ relevant content asking yourself questions as you read:**
 - a) Text book
 - b) Revision guide
 - c) Their own notes
 - d) **Knowledge organiser** - this is preferred method - see examples

And **REDUCE** the content (which requires effort) using **DUAL CODING** (words AND pictures) into:

 - a) A mind map
 - b) Flash cards
 - c) Concept maps

DO NOT just read through notes. **DO NOT** just highlight key words in the text. **ACTIVELY REDUCE THE CONTENT**



SUMmarise It
Shorter than the text
Use your own words
Main ideas only
- 4. MAKE IT STICKY:** Enhance memory using:
 - a) Mnemonics
 - a) Acronyms
 - b) Memory palaces
- 5. RETRIEVAL:** Quiz yourself using multiple choice quizzes AND specific exam questions and then **CHECK** carefully what you got right and wrong

- 6. USE A CHECKLIST TO RED, AMBER, GREEN EACH TOPIC** at the beginning and the end


Revision Ground Rules:

A balance of consistency and accountability

- Putting the hours in (*2-3 hours revision everyday, including revision in school*)
- In school revision (ICT rooms open at lunch and after school)
- Attending study club (running Tuesday – Wednesday for selected students)*
- Attend Intervention/Revision sessions in school
- A quiet space to learn is crucial
- Take mindful/personal breaks

AVOID DISTRACTIONS!!!



A checklist for healthy revision living

- ☐ Enjoy a healthy and balanced diet.
- ☐ **Use a revision timetable.**
- ☐ Take regular short breaks (every 40-50 minutes).
- ☐ Plan for longer breaks every 3 hours.
- ☐ Take exercise - get fresh air - **Drink water.**
- ☐ **Don't revise after 10 o'clock at night.**
- ☐ Don't 'cram'
- ☐ **Go to bed at a 'normal' time.**
- ☐ **Revise without access to your phone**
- ☐ Revise at a desk and not on your bed
- ☐ **Plan to follow up what you don't understand**



Attendance and Punctuality

It is vital that students have excellent Attendance.

- Below 95% attendance will mean the school will be closely monitoring.
 - Below 90% may lead to prosecution.
- Holidays are NOT permitted during term time and may lead to fines.



Every Minute Counts



LATENESS = LOST LEARNING

(figures below are calculated over a school year)

5 Minutes late each day	3 days lost!
10 Minutes late each day	6.5 days lost!
15 Minutes late each day	10 days lost!
20 Minutes late each day	13 days lost!
30 Minutes late each day	19 days lost!



0 days off school	100%	Perfection
Equates to 2 days off school each year	99%	Excellent
Equates to 5 days off school each year	97%	Good
Equates to 10 days off school each year	95%	Concerned
Equates to 20 days off school each year	90%	Very Concerned <small>Persistent Absence</small>
Equates to 30 days off school each year	85%	Serious Concern <small>Persistent Absence and Possible Court Action</small>
5 days absence over the whole year 97% - 100% Good chance of success and progress	10 days absence over the whole year 90% Less chance of success. Harder to make progress	20+ days absence over the whole year Under 90% Detrimental to success and progress

Year 11

Parents' Information Evening

2022-2023

Post – 16 and Careers



11th October 2023

Careers – how can I help my child?

The Legal Stuff

It is a requirement that all young people continue in **education or work-related training** until they are 18 years old.



Careers – how can I help my child?

The four main routes:



Careers – how can I help my child?

I want to study at
University after
College / 6th Form

I need 5 grade 5+
GCSE inc. English and
Maths

3 A Levels
T Levels
BTEC Level 3

University Degree /
Degree Apprenticeship

I want to start work
after College / 6th
Form and train on
the job

I need GCSEs
dependent on which
level I will study.

3 A Levels
T Levels
BTEC Level 1, 2 or 3

Level 3, 4 or 5
Apprenticeship /
Vocational qualification

I want to work
within industry as
soon as possible

I need GCSEs
dependent on which
level I will study

Level 1, 2 or 3
Apprenticeship /
Vocational
Qualification

Job opportunities
through Apprenticeship
or employer

I am not sure so I
want to keep my
options open

I need to achieve the
best grades I am
capable of.

Aim as high as possible:
A Levels /T Levels/ Level
2 or 3 Vocational
Qualification

All these options will
allow you to progress
your career.

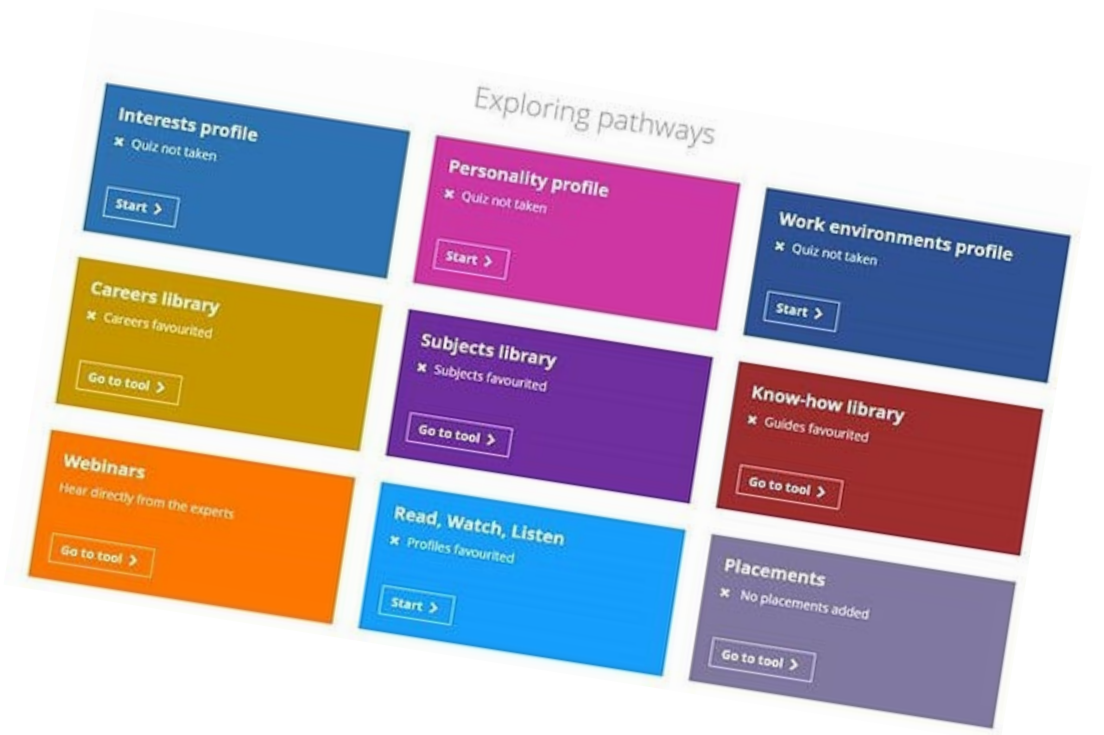


Careers – how can I help my child?

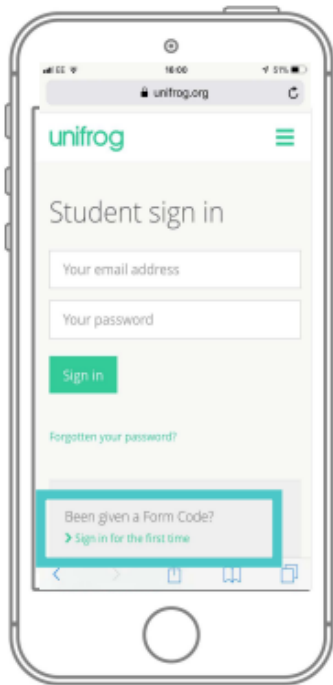


1. Search the careers library
2. Search the subjects library
3. Create a post-school shortlist – search for subjects and colleges/providers
4. Start working on your personal statement

<https://www.unifrog.org/student/home>



Parents & guardians, get signed up!



Scan this QR Code or go onto www.unifrog.org/student and click 'Sign in for the first time'
You'll be asked for some details and a Sign up Code. This is what you need:

WASGParents

After signing up, log into Unifrog using your email address and password via the student sign-in page!



Careers – What an we do to support?

1. Go through this PPT on WSfG website.
2. Attend the **College Roadshow at WSfG (Tuesday 16th October 5:30-7:00pm)**
3. Research and attend college/sixth form **open evenings** (some listed on [WSfG website](#) and on Teams)
4. Support applications ensuring there is an **ASPIRATIONAL, SAFE and SECURE** option when applying to colleges/sixth forms
5. Create a **Unifrog** login and use to support courses, colleges/sixth forms, courses and for support writing a **personal statement**.



Careers – how can I help my child?

<https://www.unifrog.org/>

<https://nationalcareers.service.gov.uk/careers-advice/career-choices-at-16>

<https://amazingapprenticeships.com/app/uploads/2016/12/AA-Yr2-Poster-7-1.pdf>

https://resources.careersandenterprise.co.uk/sites/default/files/2022-06/CEC%20Post%2016%20Booklet_Endeavour_FINAL.pdf

<https://www.findapprenticeship.service.gov.uk/apprenticeshipsearch>

<https://www.talkingfutures.org.uk/> - website aimed at parents/carers

<https://careerpilot.org.uk/parent-zone/choices-at-16> - covers many parent/carer queries

<https://www.apprenticeships.gov.uk/influencers/support-for-parents-and-guardians> - apprenticeships explained for parents/carers

<https://careers.startprofile.com/page/home-page> - You can create yourself a START profile for up-to-date labour market information.

<https://www.wsfg.waltham.sch.uk/page/?title=College+Open+Evenings+and+Dates&pid=2376> - school website listing open evenings

<https://www.gov.uk/> There is further information on the gov.uk website, for example, search apprenticeships within gov.uk.






SAFEGUARDING TEAM

WHO DO I TALK TO ?

If you have concerns about your safety (at school or at home).
Please talk to one of our school's Designated Safeguarding Leads (DSL)
who are specially trained to support you.

OUR SAFEGUARDING TEAM:



Deputy DSL
Ms R Warren
Assistant Headteacher
Room F05 / X415



Deputy DSL
Mr N O'Brien
Deputy Headteacher
Room G45 / X439



Designated Safeguarding Lead
Ms K Pratt
Assistant Headteacher
Room G44 / X435



Deputy DSL
Ms S Wallis
Assistant Headteacher
Room G66 / X425



Deputy DSL
Ms J King
Pastoral Manager
Room G43 / X444

OUR WELLBEING HUB TEAM:



Ms C Epelle-Oboko



Ms J McDonald



Ms W Dominique



Key dates

Key Dates for Year 11 in 2023/24:

- **11th Oct – Mock timetable**
- **17th October – College Road Show**
- **13th Nov to 1st Dec: mock GCSE exams**
- **WB 15th Jan – Mock week**
- **Wed. 24th Jan: Parent/Carer consultation evening 4.30-7pm**
- **9th May: GCSE exams begin**



Thank you for coming...



WALTHAMSTOW SCHOOL FOR GIRLS



HOME

ABOUT US

WHAT'S HAPPENING

YEAR 6 TRANSITION 2022

STUDY WITH US

PARENTS/CARERS

WORK FOR US

NELTSH

CONTACT US



Further queries:

info@wsfg.waltham.sch.uk

