

Year 11

Parents' Information Evening

2025-2026

GCSE Exam ready



9th September 2025

Welcome and outline/aims of evening

Aims:

- Provide information about the curriculum, assessment and the year ahead
- Ensuring your child is GCSE ready.
- Ensuring you are aware of your options post 16.

1. Intro and Welcome
2. Safeguarding
3. Curriculum
4. GCSE ready... Wellbeing
5. Attendance and punctuality
6. Post – 16 & Careers
7. Key dates
8. School website



Year 11

Parents' Information Evening

2025-2026

Post – 16 and Careers



9th September 2025



What are my Post-16 Options?

- What different options are there when I leave WSfG?
- How do I start to choose a course?
- How do I find out about open evenings and deadlines?
- When should I apply?
- Where can I get more information, help and guidance?
- What will WSfG do to support me?

The Legal Stuff

It is a requirement that all young people continue in **education or work-related training** until they are 18 years old.



What's the difference between 6th Forms and Colleges?

Sixth Form:

Typically part of a secondary school. Primarily focus on A-Levels but many also offer BTecs or International Baccalaureates. In terms of environment, sixth forms tend to be more school-like and are usually more structured. Students are 16-18 years old.

Colleges:

A separate institution. Offer a wide range of qualifications, including vocational courses. Colleges cater to students 16 and above.



The five main routes:

T-LEVELS

A LEVEL




Traineeships

 **BTEC**

Each pathway will suit a different type of learner, have different entry requirements / application processes and potentially shape your child's career in different ways.





What are they?

- Level 3 courses
- Focus on **academic learning** in the classroom. You may do **work experience** but not for all subjects.
- Instead of one subject, you will study at least 3 at once.
- Allow you to progress to **employment, university** or an **apprenticeship** depending on your grades.
- Entry requirements vary but on average, you need 6+ GCSE passes with a grade 4 and above with a 5/6 in subjects you wish to study as well and English and Maths.



T-LEVELS

What are they?

- **Alternative** to A levels. Equivalent to 3 A levels (level 3 courses).
- Focus on **classroom learning** with a **45 day industry placement**.
- Designed for **specific industries** based on your chosen subject.
- Allow you to progress to **employment, university** or an **apprenticeship** depending on your grades.
- Similar entry requirements to A-levels.



What are they?

- Business and Technology Education Council – they are specialist **work-related courses**.
- All levels available.
- Designed for young people **interested in a particular sector** but unsure exactly what job.
- Mix **classroom learning** with practical and **work-based experience**.
- Designed for **specific industries** based on your chosen subject.
- Allow you to progress to **employment, university** or an **apprenticeship** depending on the level.
- Entry requirements are dependent on which level BTEC you study





Apprenticeships

What are they?

- Level 2 to University level courses
- **Combine** practical training in a job with study.
- Give the opportunity to **earn** while you **learn**.
- Focus on **80% on the job training 20% off the job training.**
- Offer an **alternative** to University.
- Entry requirements vary depending on the level.





What are they?

- Level 1 courses
- A course combined with **Work Experience**.
- Gets you **ready for work** or an **apprenticeship**.
- Lasts for **6 weeks to 6 months**.



How do I start to choose my course?

1. What you want to do post-18? (University?)
2. What are you passionate about? What about subjects you enjoy? What are you good at?
3. Look at the **subject library on unifrog** to explore subjects.
4. What are your predicted / target grades?
5. What do my parents/carers think?
6. What did the careers advisor say?
7. Use the **Unifrog course finder**.
8. **Visit colleges/sixth forms/providers - get as much information as you can.**



Other information on applying...

1. You can apply to as many providers as you like
2. Ensure you have an **ASPIRATIONAL, SAFE** and **BACK-UP** option when applying to colleges/sixth forms
3. Colleges / sixth forms have varying application deadlines – some in October and some much later in the year! All applications should give the school e-mail as collegereferences@wsfg.waltham.sch.uk
4. Reference requests go through Ms Dowling in G41 – the colleges will apply directly to us.
5. You will find application forms on individual websites
6. There is guidance on writing a personal statement on Unifrog.



Achieve required results

Successful interviews

Submit applications on-time

Visit shortlisted Institutions

Find out!

FEB/MAR



Results
Aug 2026

Vary with each institution

Oct-Feb

Oct-Jan

Sept-Oct



What WSfG do to support

1. Information assembly on post-16 choices (end of Y10)
2. Personal statement writing workshop (Y10 Sum)
3. Form time to explore subjects and look at writing applications
4. Access to Unifrog for students and parents/carers
5. PowerPoint and information sent to parents/carers and on website
6. The College Roadshow – **Tuesday 14th October 5.30-7.00pm** - parents/carers and students (WSF 5.30-6.15, GCH 6.15-7)
7. Access to a Careers Advisor
8. List of useful websites (end of PPT)





1. Search the careers library
2. Search the subjects library
- 3. Create a post-school shortlist – search for subjects and colleges/providers**
- 4. Start working on your personal statement**

<https://www.unifrog.org/student/home>



Reflect..



Useful websites

<https://www.unifrog.org/>

<https://nationalcareers.service.gov.uk/careers-advice/career-choices-at-16>

<https://amazingapprenticeships.com/app/uploads/2016/12/AA-Yr2-Poster-7-1.pdf>

https://resources.careersandenterprise.co.uk/sites/default/files/2022-06/CEC%20Post%2016%20Booklet_Endeavour_FINAL.pdf

<https://www.findapprenticeship.service.gov.uk/apprenticeshipsearch>

<https://www.talkingfutures.org.uk/> - website aimed at parents/carers

<https://careerpilot.org.uk/parent-zone/choices-at-16> - covers many parent/carer queries

<https://www.apprenticeships.gov.uk/influencers/support-for-parents-and-guardians> - apprenticeships explained for parents/carers

<https://careers.startprofile.com/page/home-page> - You can create yourself a START profile for up-to-date labour market information.

<https://www.wsfg.waltham.sch.uk/page/?title=College+Open+Evenings+and+Dates&pid=2376> - school website listing open evenings

<https://www.gov.uk/> There is further information on the gov.uk website, for example, search apprenticeships within gov.uk.



Year 11 Curriculum

- **All departments have developed learning journeys** – an overview for each topic to help students and parents understand the main learning points in a topic
- **Key assessments** will be detailed on learning journeys to help students and parents know important pieces of work that will everyone understand the progress that has been made
- Students get will get **home learning** set by departments and this will support revision



Curriculum and assessment – How can I help my child?

- **Look at your child's learning journeys** with them (these are available on the school website) and talk through this alongside their work in their books and on Teams
- Make sure they use and **make reference to any guidance** they are given by their teachers when completing assessments
- **Use the feedback** in their books to help them make improvements or use this when completing later assessments.
- **Inform the teacher/school of any concerns** or queries early on so these can be dealt with quickly.



MOCK Exam Timetable

HALF TERM: Monday 21 October to Friday 25 October 2024					
Week B: WC 28 October					
ALL DAY	PE Practical Exam	Day 1: Wednesday 30th November Day 2: Friday 1st November			
Written Exams					
Week A: WC 4 November					
A	Monday 4th November	Tuesday 5th November	Wednesday 6th November	Thursday 7th November	Friday 8th November
AM	English Language 1hr 45mins	Biology Combined: 1hr 15mins Triple: 1hr 45mins	English Literature 2hrs 30min	Religious Studies 1hr 45mins	French Reading Higher: 1hr Foundation: 45mins French Listening Higher: 45mins Foundation: 35mins
PM	Geography 1hr 30mins	History 1hr 25mins	PE Paper 1 1hr 15mins Latin P1: Roman Civilisation 1hr	Maths Paper 1 (non-calc) 1hr 30mins	Drama 1hr 30mins
Week B: WC 11 November					
B	Monday 11th November	Tuesday 12th November	Wednesday 13th November	Thursday 14th November	Friday 15th November
ALL DAY	Music Performance Exams Day 1			Music Performance Exams Day 2	Music Performance Exams Day 3
AM	Business Studies 1hr 45mins	Chemistry Combined: 1hr 15mins Triple: 1hr 45mins	Physics Combined: 1hr 15mins Triple: 1hr 45mins	French Writing Higher: 1hr 20mins Foundation: 1hr 15mins Spanish Writing Higher: 1hr 20mins Foundation: 1hr 15mins	PE Paper 2 1hr 15mins Latin P2: Latin Language 1hr 30mins Design & Technology 2hrs
PM	Spanish Reading Higher: 1hr Foundation: 45mins Spanish Listening Higher: 45mins Foundation: 35mins	Maths Paper 2 (calc) 1hr 30mins	Music 1hr 30mins	Food Studies 1hr 45mins	Computer Science 1hr 30mins
Week A: WC 18 November					
A	Monday 18th November	Tuesday 19th November	Wednesday 20th November	Thursday 21st November	Friday 22nd November
ALL DAY		Art Exam: Group 1 Food Exam: Group 1 Textiles Exam: Group 1	Art Exam: Group 1 Food Exam: Group 2 Textiles Exam: Group 2	Art Exam: Group 2 Textiles Exam: Group 1	Art Exam: Group 2 Textiles Exam: Group 2
AM	Drama Controlled Assessment 1hr 30mins Community Language Assessments (TBC)				
PM	Community Language Assessments (TBC)				

- The Year 11 Mock Exams start on Monday 10 November and will run for two weeks.
- Every student will have an individual exam timetable.
- The exam timetable is designed to reflect the experience of the real GCSE exams.



Year 11 Study Guide

- All Year 11s have access to a Year 11 Study Guide.
- This contains all the key information they will need for every subject for the Mock Exams.
- They can use this in school or at home to help them to revise.

For most subjects this includes:

- Exam board Specifications
- Past Papers
- Mark Schemes
- Revision activities
- Model Answers
- Revision tips
- Websites

[How do I revise Yr 11 support document - 2024.docx](#)



How can you help at home?



Revision Planning



Motivation



Revision Timetable



**Positively
You**



Motivation

Pathways - Talk with your student about where they want to go next and what is motivating them to do well

Recognition - Praise, incentives/rewards for consistency, continuous effort and focus


Time bound Know that their '*normal*' life will return in a few short weeks



Revision timetable - Putting you in control

- ✓ Before you start your timetable, write a list of the things you need to revise for all your subjects
- ✓ Create a timetable that helps you to revise each of your subjects regularly - **not** just before the exam.
- ✓ Try to prioritise the things you have found the hardest first to give yourself longer to understand them.
- ✓ Make sure you still enjoy hobbies, free time and breaks.

Name: _____ Date: _____



REVISION CHECKLIST

Use this checklist when revising and editing your writing.

- ☐ I clearly explained my thoughts.
- ☐ I used descriptive details.
- ☐ My writing has a beginning, middle, and end.
- ☐ I used lowercase and uppercase letters correctly.
- ☐ I used correct end punctuation.
- ☐ I used correct spelling.
- ☐ I used my best handwriting.

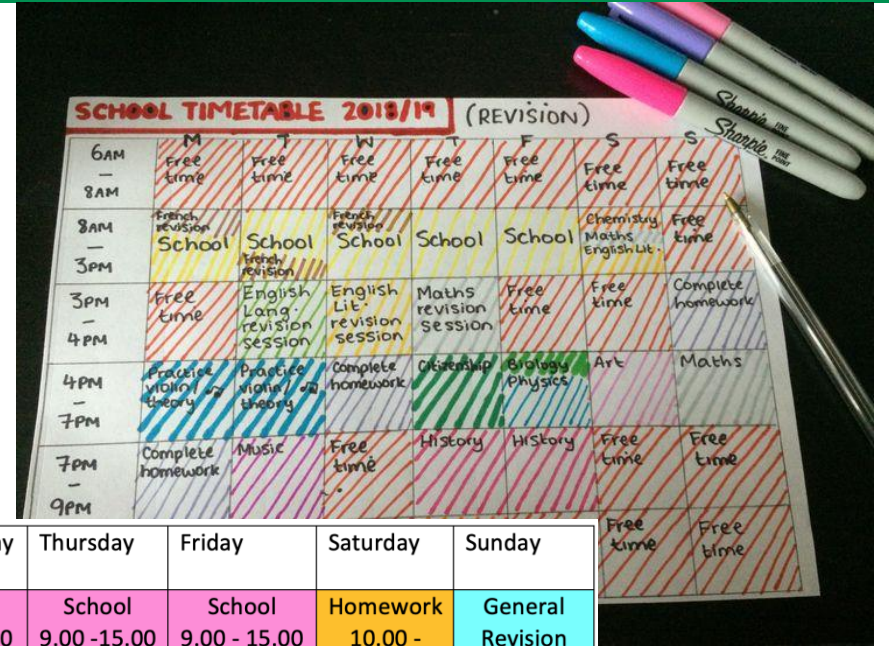
How many words did I write? _____

education.com Copyright © 2013 Education.com LLC All Rights Reserved. More worksheets at www.education.com/worksheets

Revision timetable – Planning your time

Top Tips

- ✓ Map out your week
- ✓ Colour code your sessions
- ✓ Plan your breaks
- ✓ Plan in what you will be studying and when



Monday	Tuesday	Wednesday	Thursday	Friday	Saturday	Sunday
School 9.00 - 15.00	School 9.00 - 15.00	School 9.00 - 15.00	School 9.00 - 15.00	School 9.00 - 15.00	Homework 10.00 - 12.00	General Revision 10.00 - 11.30
Homework 16.00 - 16.40	Homework 16.00 - 16.40	Homework 16.00 - 16.40	Homework 16.00 - 16.40	Homework 16.00 - 16.40	General Revision 13.00 - 14.00	Homework 12.00 - 13.30
Chemistry 17.00 - 17.40	English 17.00 - 17.40	History 17.00 - 17.40	Maths 17.00 - 17.40	English 17.00 - 17.40	General Revision 17.00 - 18.00	General Revision 16.30 - 17.30
Dinner 18.40 - 19.20	Dinner 18.40 - 19.20	Dinner 18.40 - 19.20	Dinner 18.40 - 19.20	Dinner 18.40 - 19.20	Dinner	Dinner
Maths 18.40 - 19.20	French 18.40 - 19.20	Biology 18.40 - 19.20	Physics 18.40 - 19.20	Geography 18.40 - 19.20		



Revision Techniques

How do I revise?

- A common concern many students have is not knowing how to revise.
- Not all topics can or should be revised in the same way.
- Using a variety of proven techniques can be very beneficial.
- By using the Year 11 Study Guide students can choose the most effective types of revision.

Revision Techniques


ALL REVISION MUST HAVE A CLEAR PURPOSE: EXPLAINING THESE TECHNIQUES AND WHY THEY WORK MAKE THEM MORE EFFECTIVE.





- 1. RETRIEVAL:** Brain dump: write down everything you know about a topic

- 2. SPOT GAPS:** share your brain dump in groups (with teacher support and oracy protocols) to spot the gaps in knowledge and devise questions to help future learning

- 3. READ relevant content asking yourself questions as you read:**
 - a) Text book
 - b) Revision guide
 - c) Their own notes
 - d) **Knowledge organiser** - this is preferred method - see examples

And **REDUCE** the content (which requires effort) using **DUAL CODING** (words AND pictures) into:

 - a) A mind map
 - b) Flash cards
 - c) Concept maps

DO NOT just read through notes. **DO NOT** just highlight key words in the text. **ACTIVELY REDUCE THE CONTENT**



SUMmarise It
Shorter than the text
Use your own words
Main ideas only
- 4. MAKE IT STICKY:** Enhance memory using:
 - a) Mnemonics
 - a) Acronyms
 - b) Memory palaces
- 5. RETRIEVAL:** Quiz yourself using multiple choice quizzes AND specific exam questions and then **CHECK** carefully what you got right and wrong

- 6. USE A CHECKLIST TO RED, AMBER, GREEN EACH TOPIC** at the beginning and the end


Revision Ground Rules:

A balance of consistency and accountability

- Putting the hours in (*2-3 hours revision everyday, including revision in school*)
- In-school revision (ICT rooms open at lunch and after school)
- Attending study club (running for selected students)
- Attend Intervention/Revision sessions in school
- A quiet space to learn is crucial
- Take mindful/personal breaks

AVOID DISTRACTIONS!!!



A checklist for healthy revision living

- ☐ Enjoy a healthy and balanced diet.
- ☐ **Use a revision timetable.**
- ☐ Take regular short breaks (every 40-50 minutes).
- ☐ Plan for longer breaks every 3 hours.
- ☐ Take exercise - get fresh air - **Drink water.**
- ☐ **Don't revise after 10 o'clock at night.**
- ☐ Don't 'cram'
- ☐ **Go to bed at a 'normal' time.**
- ☐ **Revise without access to your phone**
- ☐ Revise at a desk and not on your bed
- ☐ **Plan to follow up what you don't understand**



GCSE English Literature and Language

Year 11 Mocks

2 mocks for English:

Literature (2 topics):
'Romeo and Juliet,'
Unseen Poetry

Language (1 full paper):
Language Paper 2 (Non-
Fiction Reading,
Transactional Writing)

How should my daughter be revising at home?

- **Timelines:** make a timeline to explore the sequence of events in each literature text.
- **5-point plans:** create a 5-point plan for each major character or theme in a text.
- **Key quotations quiz:** memorise 5-7 quotes for each major character or theme in a text.
- **Quotation Analysis:** annotate key quotations to explore methods & effects.
- **Pattern Finding:** explore how characters or themes develop or change, or patterns in the text.
- **Overall meaning:** practice writing summaries to sum up the writer's overall meaning or message in the text.



KS4 Science Tips

- **Do not spend ages making notes, flash cards etc.**
- Focus time on ensuring you can remember content (get someone to test you on recall)
- Spend time practicing exam questions that you can download from the AQA website along with the mark schemes. This is the best way to revise.
- Focus on the command words for questions: describe, explain, suggest etc. and ensure you are clear how to respond to them
- Use free science videos on YouTube to go over required practicals
- Learn your Physics formulae - there will not be a prompt sheet in your mock or the actual GCSE exams



Science tiers of entry

- Students are expected to attain a grade 5-5 or higher to be entered for the higher tier for their summer GCSE exams
- Those below this in the November mock exams will be entered for the foundation tier.
- There will be a follow up conversation about this with parents/carers and students from a member of the Science faculty for those moving from higher to foundation tier.
- The tier of entry will be confirmed for all Y11 students when they receive their mock exam results, followed up by a letter of confirmation.



Key Information for Maths

- Sparx homework should be completed every week to 100%. This will ensure regular practice of both new and previously taught content.
- Students can use the independent learning section for revision. They have been shown how to do this, as well as other resources.
- Students **must** have working scientific calculators. The sooner they get one, the more time they have to get used to it before the exams.
- Casio fx-83GTCW is best.
- Decisions about tiers (higher or foundation) will be based on November mocks.



Attendance and Punctuality

It is vital that students have excellent Attendance.

- Below 95% attendance will mean the school will be closely monitoring.
- Below 90% may lead to prosecution.
- Holidays are NOT permitted during term time and lead to fines.



Every Minute Counts



LATENESS = LOST LEARNING

(figures below are calculated over a school year)

5 Minutes late each day	3 days lost!
10 Minutes late each day	6.5 days lost!
15 Minutes late each day	10 days lost!
20 Minutes late each day	13 days lost!
30 Minutes late each day	19 days lost!



0 days off school	100%	Perfection
Equates to 2 days off school each year	99%	Excellent
Equates to 5 days off school each year	97%	Good
Equates to 10 days off school each year	95%	Concerned
Equates to 20 days off school each year	90%	Very Concerned <small>Persistent Absence</small>
Equates to 30 days off school each year	85%	Serious Concern <small>Persistent Absence and Possible Court Action</small>
5 days absence over the whole year 97% - 100% Good chance of success and progress	20 days absence over the whole year 90% Less chance of success. Harder to make progress	30+ days absence over the whole year Under 90% Detrimental to success and progress

What to expect from the school?

At WSFG, we:

- Foster a lifelong love of learning
- Look after ourselves and treat others with kindness and respect
- Embrace our diverse community and value our environment
- Empower everyone to make courageous choices
- Celebrate each unique gift.



Key dates

Key Dates for Year 11 in 2025/2026 :

- **Tuesday 14 October – College Road Show**
- **Monday 10 November - Mock GCSE exams start**
- **Thursday 22 Jan - Parents Evening 4.30-7.00pm**
- **Thursday 7 May: GCSE exams begin**

