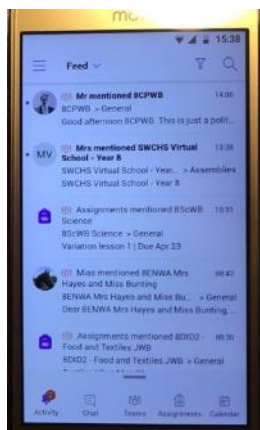
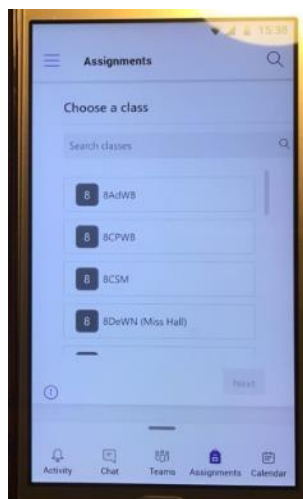


How to Use Teams to upload work from a mobile

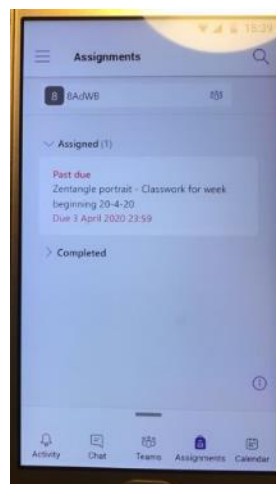
1. Check the "Feed" in the Teams app on your phone to check all assignments set. Click "Assignments" at the bottom of the page:



2. Choose your class/subject to check the details of an assignment:



3. Click on the assignment that you want to complete to read the instructions:



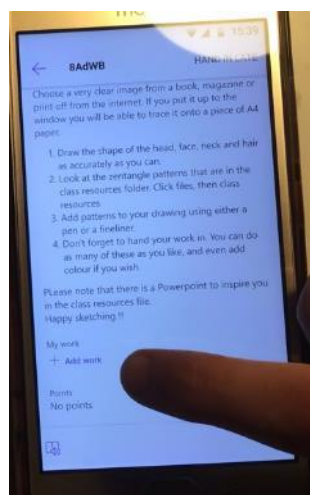
4. Read the instructions and complete your work on paper/ in a book:



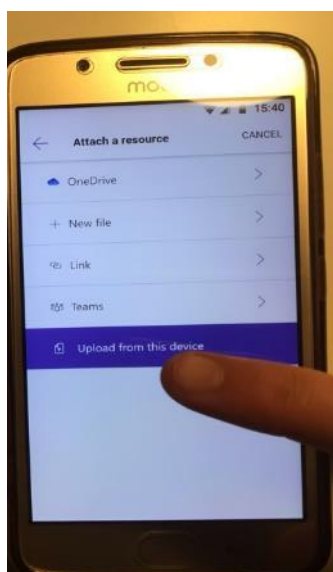
5. Complete your work and then take a picture of it:



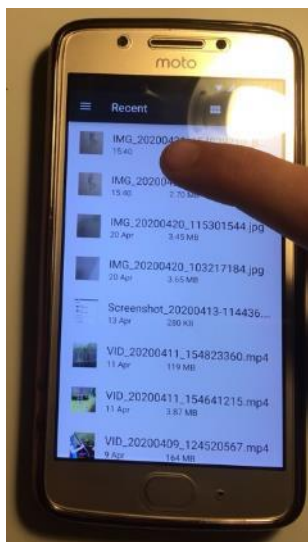
6. Press the "add work" link:



7. The app will take you to this page. Select "upload from this device":



8. You will be taken into "recent" images where your photo of your work is. Click on the image you want to submit:



9. Don't forget to press "hand in" or in this example "hand in late"!

